PATH Annual Report For FY 2021
Philadelphia: Project Home (PA)

Provider Information

Report Name:	PATH Annual Report For FY 2021	**FY:**	07/01/2020 - 06/30/2021
State:	Pennsylvania	**Operating Year:**	FY 2021
Provider Name:	Philadelphia: Project Home	**Report Status:**	SPC Approved
Provider Type [Q7]:	Social Service Agency	**Primary Contact:**	Morotina Kargbo
Provider ID:	PA-042	**Contact Phone:**	(215) 546-0300 x 3383
Last Updated On:	09/15/2022	**Contact Email:**	Morotina.Kargbo@Phila.gov

Budget Information

Total funds dedicated this year, agency wide, to persons who have serious mental illness and are experiencing homelessness or are at risk of homelessness (including PATH, matching, and non-PATH funds dedicated to persons with serious mental illness who are homeless or at risk of homelessness) [Q3]	$123,506
Federal PATH funds received this reporting year [Q1]	$92,629
Matching funds from state, local, or other sources used in support of PATH received this reporting year [Q2]	$30,877
Number of staff supported by PATH and matching funds [Q4]	5
Full-time equivalent (FTE) of staff supported by PATH and matching funds *(see instructions in the PATH Annual Report Manual to compute FTEs)* [Q5]	4.0
Number of trainings provided by PATH-funded staff this reporting year [Q6]	0

Substance Abuse and Mental Health Services Administration
SAMHSA

OMB Number: 0930-0205

Persons Contacted and Enrolled

Total Persons Contacted **DURING** This Reporting Period

998

Number of persons contacted by PATH-funded staff this reporting period [Q8]

New Persons Contacted **DURING** This Reporting Period

*New Persons Contacted **DURING** This Reporting Period*

930

Total number of new persons contacted this reporting period (9+10) [Q11]

← 620 Number of new persons contacted this reporting period in a PATH Street Outreach project [Q9]

← 310 Number of new persons contacted this reporting period in a PATH Services Only project [Q10]

***New** Persons Contacted **DURING** This Reporting Period who could not be enrolled*

5

Total number of new persons contacted this reporting period who could not be enrolled (13a+13b)

← 5 Number of new persons contacted this reporting period who could not be enrolled because of ineligibility for PATH (13a)

← 0 Number of persons contacted this reporting period who could not be enrolled because provider was unable to locate the client (13b)

Instances of Contact **Initiated BEFORE and DURING** Enrollment This Reporting Period

895

Total instances of contact during the reporting period [Q12b]

← 456 Instances of contact this reporting period PRIOR to date of enrollment [Q12a]

← 439 Instances of contact this reporting period DURING enrollment [Q12b - Q12a]

Persons Contacted This Reporting Period **Enrolled BEFORE and DURING** This Reporting Period

895

Number with active, enrolled PATH status at any point during the reporting period [Q15]

← 49 Persons who became enrolled in PATH BEFORE the FY [Q15 - Q14]

← 846 Number of persons contacted DURING this reporting period who became enrolled in PATH [Q14]

Ethnicity [Q26d]

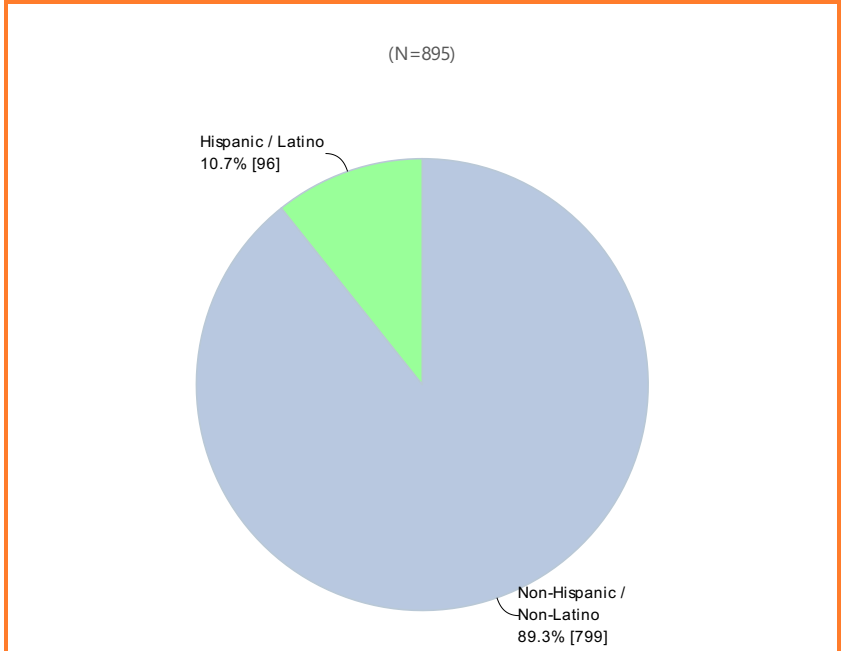

Option	#	%
Non-Hispanic/Non-Latino [Q26d1]	799	89.3%
Hispanic/Latino [Q26d2]	96	10.7%
Don't know/refused/missing [Q26d3+Q26d4+Q26d5]	0	0.0%
Total [Q26d6]	**895**	**100.0%**

Race [Q26c]

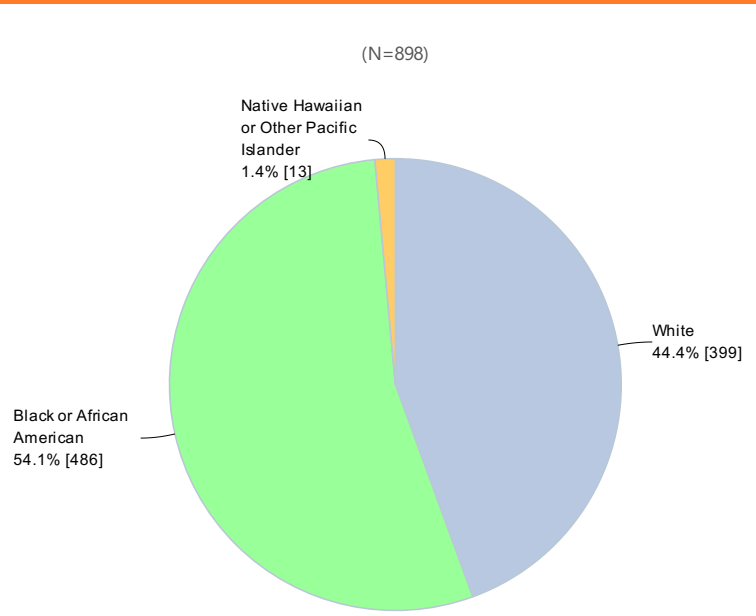

Option	#	%
White [Q26c5]	399	44.4%
Black or African American [Q26c3]	486	54.1%
Asian [Q26c2]	0	0.0%
American Indian or Alaskan Native [Q26c1]	0	0.0%
Native Hawaiian or Other Pacific Islander [Q26c4]	13	1.4%
Don't know/refused/missing [Q26c6+Q26c7+Q26c8]	0	0.0%
Total [Q26c9]	**898**	**100.0%**

Individuals who identify as multiracial are counted in all applicable categories. As a result, the total of this demographic element may exceed the total number of active, PATH-enrolled individuals (#15).

Percentages might not sum to 100 because of rounding and because respondents may select more than one race category.

Populations Served

Chronic Homeless Status [Q26j]

(N=895)

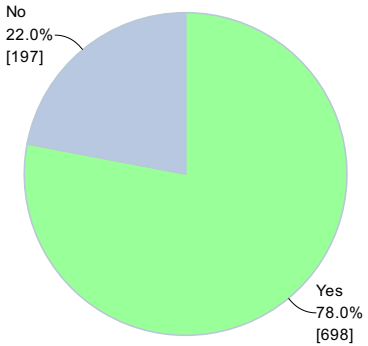

Option	#	%
Yes [Q26j1]	698	78.0%
No [Q26j2]	197	22.0%
Unknown [Q26j3]	0	0.0%
Total [Q26j4]	**895**	**100.0%**

Co-occurring Disorder Status [Q26f]

(N=895)

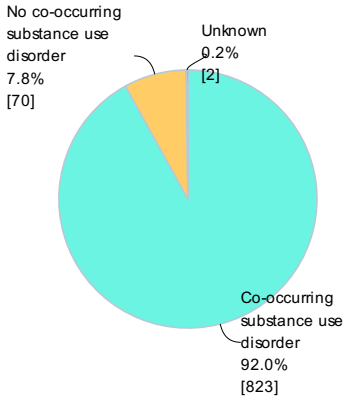

Option	#	%
Co-occurring substance use disorder [Q26f1]	823	92.0%
No co-occurring substance use disorder [Q26f2]	70	7.8%
Unknown [Q26f3]	2	0.2%
Total [Q26f4]	**895**	**100.0%**

Percentages might not sum to 100 because of rounding.

Populations Served

Veteran Status [Q26e]

(N=895)

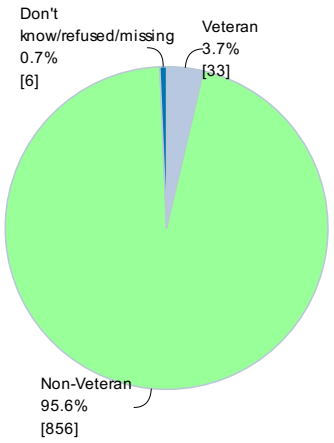

Option	#	%
Veteran [Q26e1]	33	3.7%
Non-Veteran [Q26e2]	856	95.6%
Don't know/refused/missing [Q26e3+Q26e4+Q26e5]	6	0.7%
Total [Q26e6]	**895**	**100.0%**

Domestic Violence Status [Q26k]

(N=895)

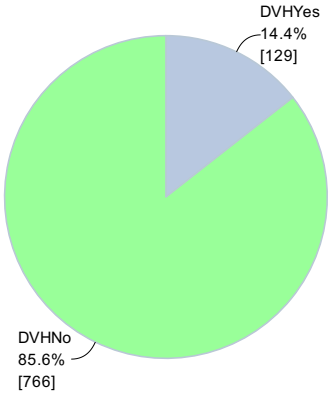

Option	#	%
DVHYes [Q26k1]	129	14.4%
DVHNo [Q26k2]	766	85.6%
DVHDoesntKnow [Q26k3]	0	0.0%
DVHRefused [Q26k4]	0	0.0%
DVHNotCollected [Q26k5]	0	0.0%
DVHTotal[Q26k6]	**895**	**100.0%**

Percentages might not sum to 100 because of rounding.

Living Situation at Project Start [Q26h]

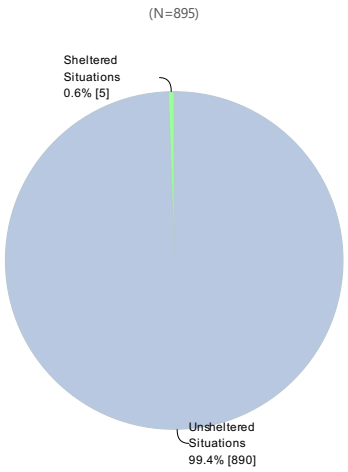

Option	#	%
Unsheltered Situations	**890**	**99.4%**
Place not meant for habitation *(e.g., a vehicle, an abandoned building, a bus/train/subway station, airport, or anywhere outside)* [Q26h1]	890	99.4%
Sheltered Situations	**5**	**0.6%**
Emergency shelter *including hotel or motel paid for with emergency shelter voucher* [Q26h2]	5	0.6%
Safe Haven [Q26h3]	0	0.0%
Hotel or motel paid for without emergency shelter voucher [Q26h10]	0	0.0%
Transitional housing for homeless persons *(including homeless youth)* [Q26h24]	0	0.0%
Institutional Situations	**0**	**0.0%**
Foster care home or foster care group home [Q26h4]	0	0.0%
Hospital or other residential non-psychiatric medical facility [Q26h5]	0	0.0%
Jail, prison, or juvenile detention facility [Q26h6]	0	0.0%
Long-term care facility or nursing home [Q26h7]	0	0.0%
Psychiatric hospital or other psychiatric facility [Q26h9]	0	0.0%
Substance abuse treatment facility or detox center [Q26h8]	0	0.0%
Permanent Housing Situations	**0**	**0.0%**
Owned by client, no ongoing housing subsidy [Q26h11]	0	0.0%
Owned by client, with ongoing housing subsidy [Q26h12]	0	0.0%
Permanent housing for formerly homeless persons *(such as CoC project, HUD legacy programs, or HOPWA PH)* [Q26h13]	0	0.0%
Rental by client, no ongoing housing subsidy [Q26h14]	0	0.0%
Rental by client, with VASH subsidy [Q26h15]	0	0.0%
Rental by client, with GPD TIP subsidy [Q26h16]	0	0.0%
Rental by client, with RRH or equivalent subsidy [Q26h17]	0	0.0%
Rental by client, with other ongoing housing subsidy [Q26h18]	0	0.0%
Rental by client, with HCV voucher (tenant or project based) [Q26h19]	0	0.0%
Rental by client in a public housing unit [Q26h20]	0	0.0%
Residential project or halfway house with no homeless criteria [Q26h21]	0	0.0%
Staying or living in a family member's room, apartment, or house [Q26h22]	0	0.0%
Staying or living in a friend's room, apartment, or house [Q26h23]	0	0.0%
Host Home (non-crisis) [Q26h25]	0	0.0%
Don't know/refused/missing [Q26h26+Q26h27+Q26h28]	**0**	**0.0%**
Client doesn't know [Q26h26]	0	0.0%
Client refused [Q26h27]	0	0.0%
Data not collected [Q26h28]	0	0.0%
Total [Q26h29]	**895**	**100.0%**

Percentages might not sum to 100 because of rounding.

Populations Served

Populations Served

Length of Stay in Living Situation at Project Start (Emergency shelter or place not meant for human habitation ONLY) [Q26i]

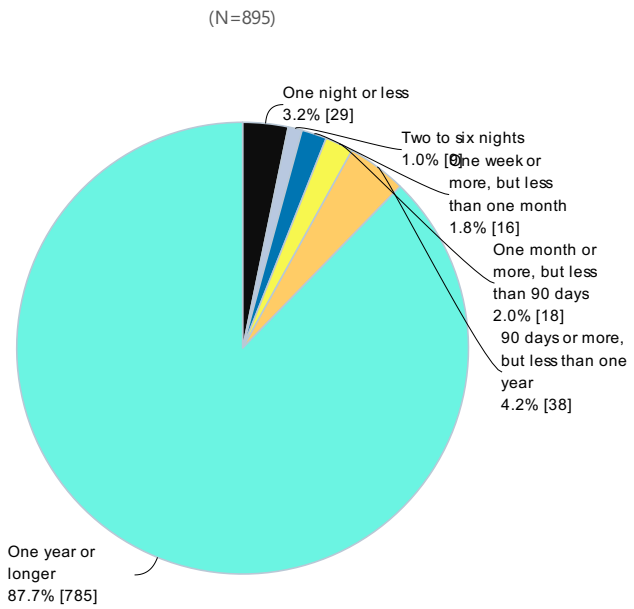

Option	#	%
One night or less [Q26i1]	29	3.2%
Two to six nights [Q26i2]	9	1.0%
One week or more, but less than one month [Q26i3]	16	1.8%
One month or more, but less than 90 days [Q26i4]	18	2.0%
90 days or more, but less than one year [Q26i5]	38	4.2%
One year or longer [Q26i6]	785	87.7%
Don't know/refused/missing [Q26i7+Q26i8+Q26i9]	0	0.0%
Total [Q26i10]	**895**	**100.0%**

Percentages might not sum to 100 because of rounding.

Populations Served

Age [Q26b]

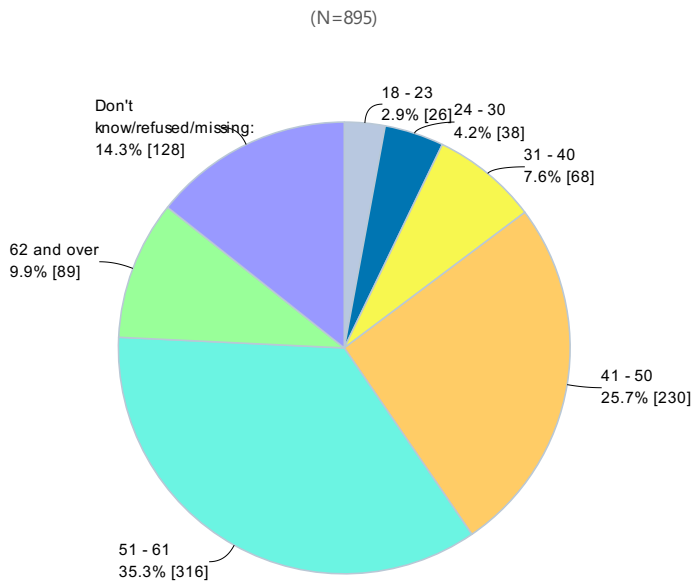

Option	#	%
17 and under [Q26b1]	0	0.0%
18 - 23 [Q26b2]	26	2.9%
24 - 30 [Q26b3]	38	4.2%
31 - 40 [Q26b4]	68	7.6%
41 - 50 [Q26b5]	230	25.7%
51 - 61 [Q26b6]	316	35.3%
62 and over [Q26b7]	89	9.9%
Don't know/refused/missing [Q26b8+Q26b9+Q26b10]	128	14.3%
Total [Q26b11]	**895**	**100.0%**

Percentages might not sum to 100 because of rounding.

Gender [Q26a]

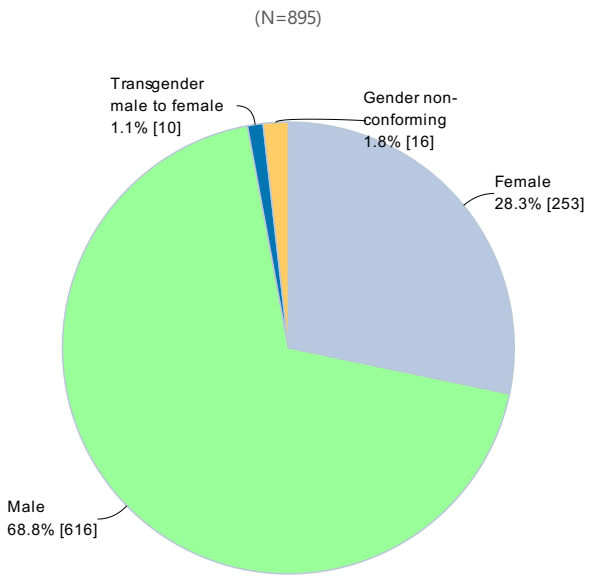

Option	#	%
Female [Q26a1]	253	28.3%
Male [Q26a2]	616	68.8%
Transgender male to female [Q26a3]	10	1.1%
Transgender female to male [Q26a4]	0	0.0%
Gender non-conforming [Q26a5]	16	1.8%
Don't know/refused/missing [Q26a6+Q26a7+Q26a8]	0	0.0%
Total [Q26a9]	**895**	**100.0%**

Services to Enrolled Client

35 Number of active, enrolled PATH clients receiving community mental health services through any funding source at any point during the reporting period [Q16]

Services Provided to Enrolled PATH Clients (unduplicated) [Q17]

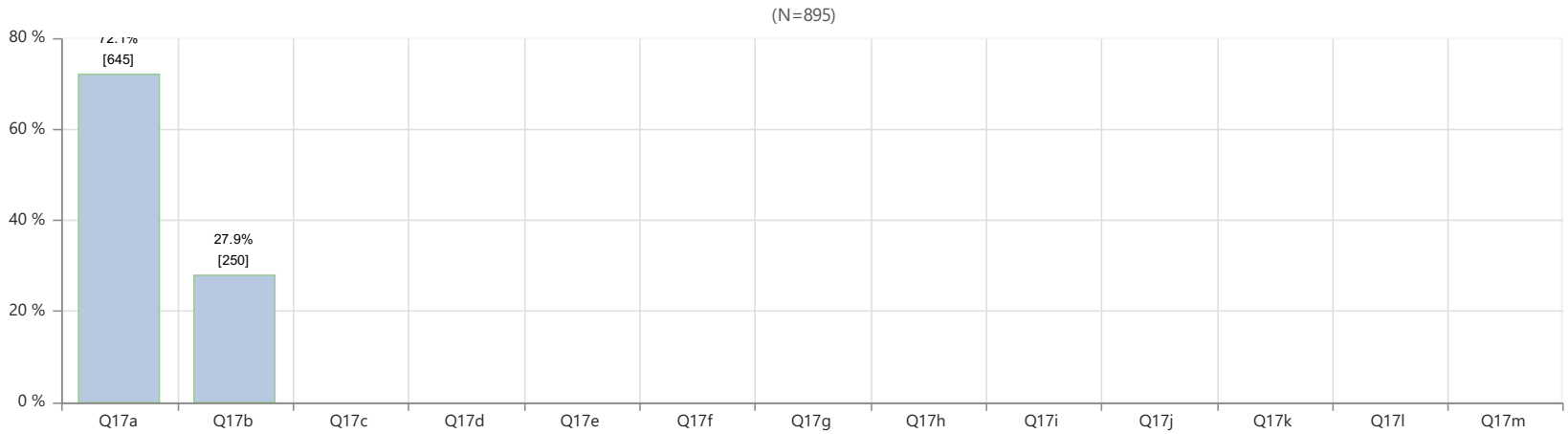

Option	#	%
Reengagement [Q17a]	645	72.1%
Screening [Q17b]	250	27.9%
Clinical Assessment [Q17c]	0	0.0%
Habilitation/rehabilitation [Q17d]	0	0.0%
Community mental health [Q17e]	0	0.0%
Substance use treatment [Q17f]	0	0.0%
Case management [Q17g]	0	0.0%
Residential supportive services [Q17h]	0	0.0%
Housing minor renovation [Q17i]	0	0.0%
Housing moving assistance [Q17j]	0	0.0%
Housing eligibility determination [Q17k]	0	0.0%
Security deposits [Q17l]	0	0.0%
One-time rent for eviction prevention [Q17m]	0	0.0%

Services Provided

Referrals Provided to Enrolled Clients - Attainment and Received Status [Q18]

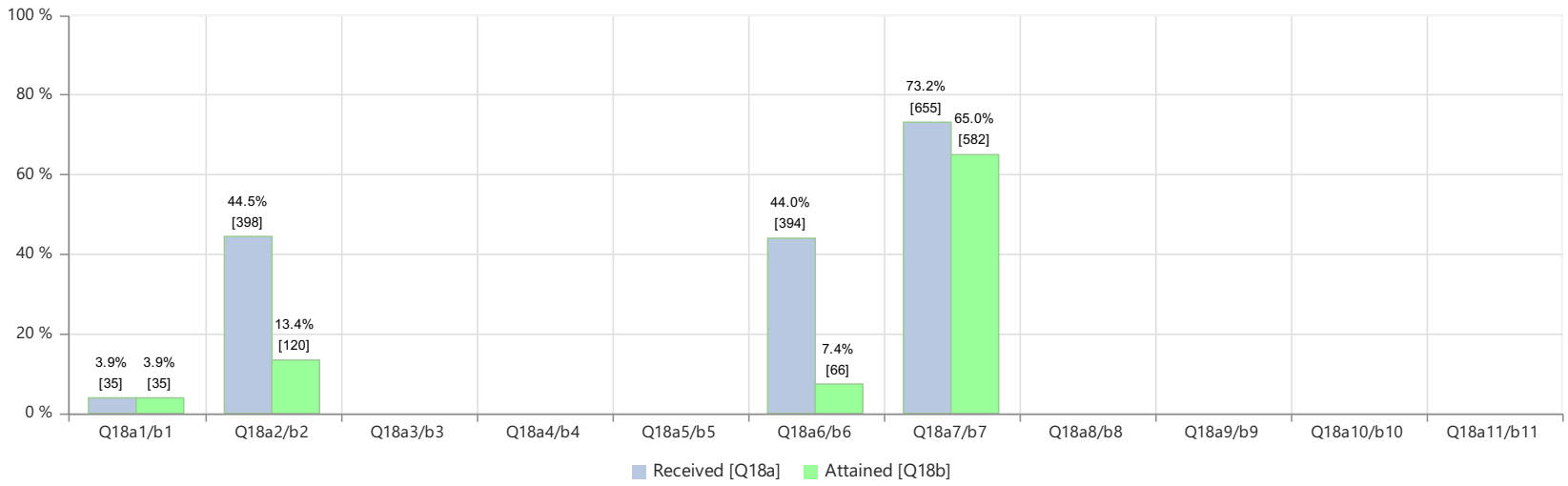

Option	Received		Attained	
	#	%	#	%
Community mental health [18a1/18b1]	35	3.9%	35	3.9%
Substance use treatment [18a2/18b2]	398	44.5%	120	13.4%
Primary health/dental care [18a3/18b3]	0	0.0%	0	0.0%
Job training [18a4/18b4]	0	0.0%	0	0.0%
Educational Services [18a5/18b5]	0	0.0%	0	0.0%
Housing Services [18a6/18b6]	394	44.0%	66	7.4%
Permanent housing [18a7/18b7]	655	73.2%	582	65.0%
Temporary housing [18a8/18b8]	0	0.0%	0	0.0%
Income assistance [18a9/18b9]	0	0.0%	0	0.0%
Employment assistance [18a10/18b10]	0	0.0%	0	0.0%
Medical insurance [18a11/18b11]	0	0.0%	0	0.0%

This table reports the unduplicated total number of enrolled PATH clients who received a referral for each PATH service and of those receiving a referral, how many attained the service from the referral during the reporting period. Individuals who received more than one type of services are recorded once in all service categories that apply.

SOAR Connected [Q26g]

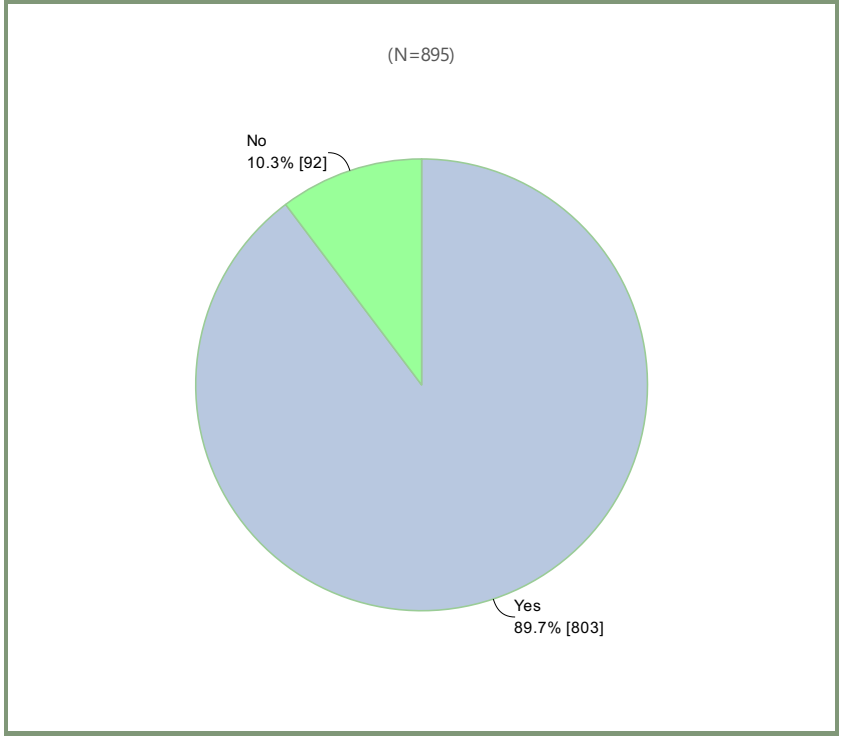

Option	#	%
Yes [Q26g1]	803	89.7%
No [Q26g2]	92	10.3%
Don't know/refused/missing [Q26g3}+Q26g4+Q26g5]	0	0.0%
Total [Q26g6]	**895**	**100.0%**

Percentages might not sum to 100 because of rounding.

Outcomes

Benefits Programs Enrollment at PATH Entry, at Exit, and for Stayers [Q19 thru Q24]

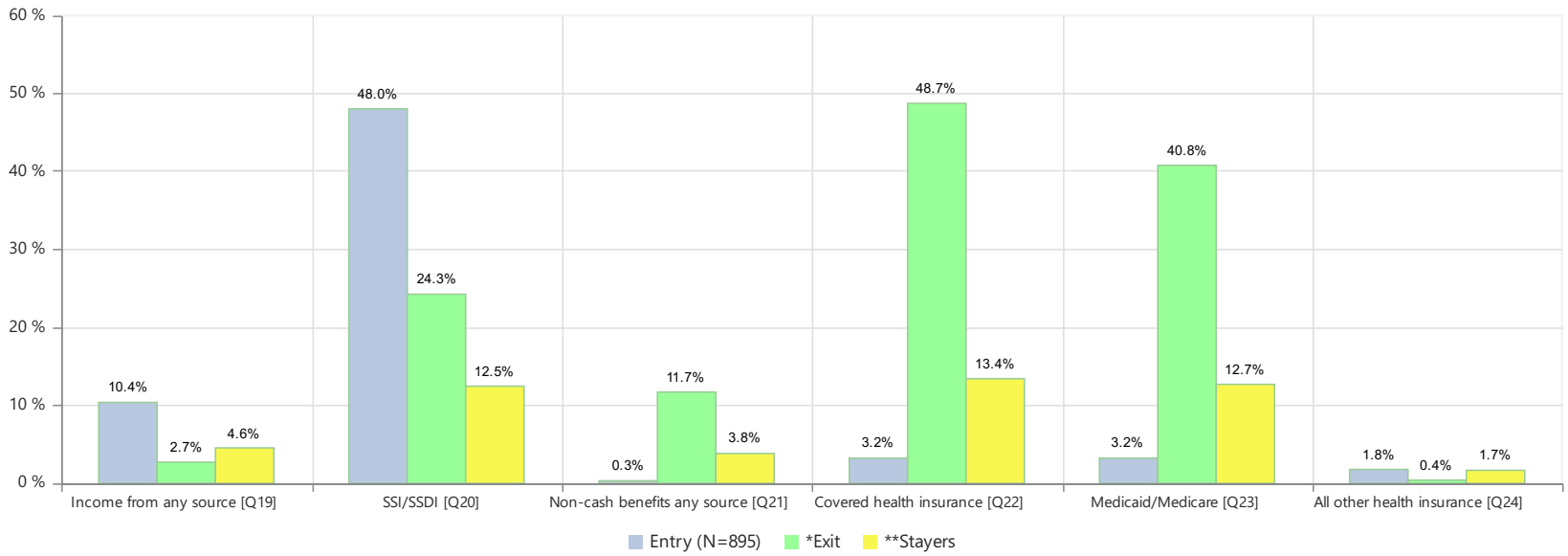

Option	Entry		*Exit		**Stayers	
	#	%	#	%	#	%
Income from any source [Q19] (*Exit N=478; **Stayers N=417)	93	10.4%	13	2.7%	19	4.6%
SSI/SSDI [Q20] (*Exit N=478; **Stayers N=417)	430	48.0%	116	24.3%	52	12.5%
Non-cash benefits from any source [Q21] (*Exit N=478; **Stayers N=417)	3	0.3%	56	11.7%	16	3.8%
Covered by health insurance [Q22] (*Exit N=478; **Stayers N=417)	29	3.2%	233	48.7%	56	13.4%
Medicaid/Medicare [Q23] (*Exit N=478; **Stayers N=417)	29	3.2%	195	40.8%	53	12.7%
All other health insurance [Q24]	16	1.8%	2	0.4%	7	1.7%

*The percentage at exit includes only exiters who were actively enrolled in PATH at some point during the FY.
**The percentage of stayers includes only clients who had entered but had not yet exited by the end of the FY.

Destination at Exit [Q25a]

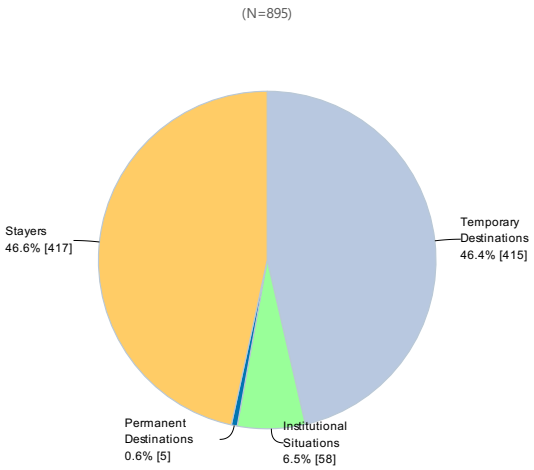

Option	#	%
Temporary Destinations	**415**	**46.4%**
Emergency shelter, including hotel or motel paid for with emergency shelter voucher [Q25a1]	36	4.0%
Moved from one HOPWAfunded project to another HOPWATH [Q25a2]	0	0.0%
Transitional housing for homeless persons [Q25a3]	0	0.0%
Staying or living in a family member's room, apartment, or house, temporary tenure [Q25a4]	0	0.0%
Staying or living in a friend's room, apartment, or house, temporary tenure [Q25a5]	0	0.0%
Place not meant for habitation (e.g., a vehicle, an abandoned building, bus/train/subway station/airport, or anywhere outside) [Q25a6]	103	11.5%
Safe Haven [Q25a7]	276	30.8%
Host Home (non-crisis) [Q25a9]	0	0.0%
Institutional Situations	**58**	**6.5%**
Foster care home or foster care group home [Q25a11]	0	0.0%
Psychiatric hospital or other psychiatric facility [Q25a12]	0	0.0%
Substance abuse treatment facility or detox center [Q25a13]	56	6.3%
Hospital or other residential non-psychiatric medical facility [Q25a14]	0	0.0%
Jail, prison, or juvenile detention facility [Q25a15]	2	0.2%
Long-term care facility or nursing home [Q25a16]	0	0.0%
Permanent Destinations	**5**	**0.6%**
Moved from one HOPWAfunded project to another HOPWAPH [Q25a18]	0	0.0%
Owned by client, no ongoing housing subsidy [Q25a19]	0	0.0%
Owned by client, with ongoing housing subsidy [Q25a20]	0	0.0%
Permanent housing (other than RRH) for formerly homeless persons [Q25a21]	0	0.0%
Rental by client, no ongoing housing subsidy [Q25a22]	0	0.0%
Rental by client, with RRH or equivalent subsidy [Q25a23]	0	0.0%
Rental by client, with VASH subsidy [Q25a24]	0	0.0%
Rental by client, with GPD TIP subsidy [Q25a25]	0	0.0%
Rental by client, with other ongoing housing subsidy [Q25a26]	0	0.0%
Rental by client, with HCV voucher (tenant or project based) [Q25a27]	0	0.0%
Rental by client in a public housing unit [Q25a28]	0	0.0%
Residential project or halfway house with no homeless criteria [Q25a29]	0	0.0%
Staying or living in a family member's room, apartment, or house, permanent tenure [Q25a30]	5	0.6%
Staying or living in a friend's room, apartment, or house, permanent tenure [Q25a31]	0	0.0%
Other Destinations	**0**	**0.0%**
Deceased [Q25a33]	0	0.0%
Other [Q25a34]	0	0.0%
No exit interview completed [Q25a35]	0	0.0%
Client doesn't know [Q25a36]	0	0.0%
Client refused [Q25a37]	0	0.0%
Data not collected [Q25a38]	0	0.0%
PATH-enrolled clients still active as of report end date (Stayers) [Q25a40]	**417**	**46.6%**
Total [Q25a41]	**895**	**100.0%**

Percentages might not sum to 100 because of rounding.

Outcomes